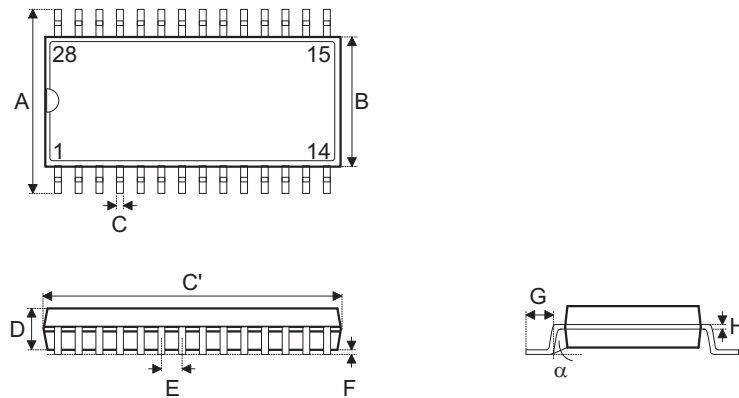


SSOP Outline Dimensions

28-pin SSOP (209mil) Outline Dimensions



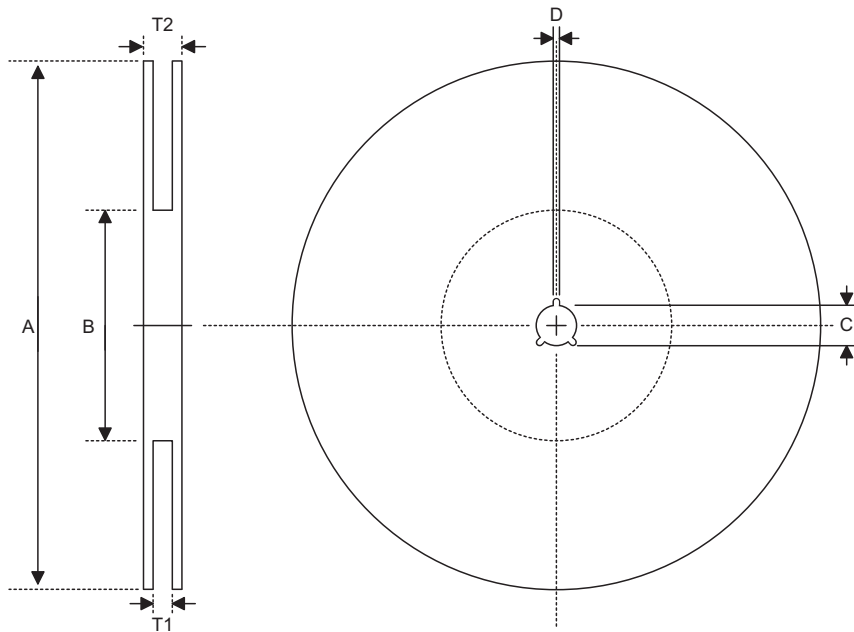
• MO-150

Symbol	Dimensions in inch		
	Min.	Nom.	Max.
A	0.291	—	0.323
B	0.197	—	0.220
C	0.009	—	0.013
C'	0.390	—	0.413
D	—	—	0.079
E	—	0.026	—
F	0.002	—	—
G	0.022	—	0.037
H	0.004	—	0.008
$\alpha$	0°	—	8°

Symbol	Dimensions in mm		
	Min.	Nom.	Max.
A	7.40	—	8.20
B	5.00	—	5.60
C	0.22	—	0.33
C'	9.90	—	10.50
D	—	—	2.00
E	—	0.65	—
F	0.05	—	—
G	0.55	—	0.95
H	0.09	—	0.21
$\alpha$	0°	—	8°

**Product Tape and Reel Specifications**

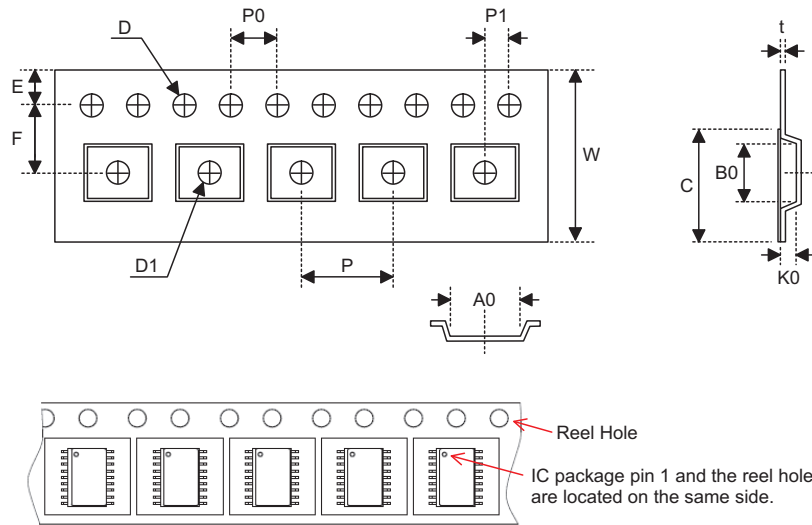
**Reel Dimensions**



SSOP 28S (209mil)

Symbol	Description	Dimensions in mm
A	Reel Outer Diameter	330.0±1.0
B	Reel Inner Diameter	100.0±1.5
C	Spindle Hole Diameter	13.0 <sup>+0.5/-0.2</sup>
D	Key Slit Width	2.0±0.5
T1	Space Between Flange	28.4 <sup>+0.3/-0.2</sup>
T2	Reel Thickness	31.1 (max.)

Carrier Tape Dimensions



SSOP 28S (209mil)

Symbol	Description	Dimensions in mm
W	Carrier Tape Width	24.0±0.3
P	Cavity Pitch	12.0±0.1
E	Perforation Position	1.75±0.10
F	Cavity to Perforation (Width Direction)	11.5±0.1
D	Perforation Diameter	1.5 <sup>+0.1/-0.0</sup>
D1	Cavity Hole Diameter	1.50 <sup>+0.25/-0.00</sup>
P0	Perforation Pitch	4.0±0.2
P1	Cavity to Perforation (Length Direction)	2.0±0.1
A0	Cavity Length	8.4±0.1
B0	Cavity Width	10.65±0.10
K0	Cavity Depth	2.4±0.1
t	Carrier Tape Thickness	0.30±0.05
C	Cover Tape Width	21.3±0.1